

Syl-lighter LED II

Syl-Lighter LED II 220 RO 21W NW

3031817



Range Features

- Syl-Lighter LED II is available in 4 different round body sizes: 165mm, 195mm, 220mm & 240mm
- Syl-Lighter LED II 165 12W delivers a 1,134 lumen output (4,000K) - perfect for 1x26W CFL replacement
- Syl-Lighter LED II 195 15W delivers a 1,480 lumen output (4,000K) - perfect for 1x32W/2x18W CFL replacement
- Syl-Lighter LED II 220 21W delivers a 1,989 lumen output (4,000K) - perfect for 1x42W CFL replacement
- Syl-Lighter LED II 240 25W delivers a 2,289 lumen output (4,000K)- perfect for 2x26W CFL replacement
- High efficacy up to 99lm/W (Syl-Lighter LED II 195 4,000K)
- IP44 rating allows for installation in applicable wet zone areas
- Choice of 3,000K (warm white) or 4,000K (neutral white)
- Shallow recess depth of <65mm
- Can replace existing large CFL downlights using a 225mm ceiling cut out (Syl-Lighter LED II 240)
- Energy efficient electronic gear including analogue 1-10V and DALI dimmable options
- IK07 polycarbonate diffuser allows for a wider light distribution than a reflector downlight, allowing for increased spacings between luminaires
- 3 hour emergency pack available (to be ordered in addition to the luminaire)
- Ideal for applications such as corridors, public WCs and back of house areas
- Quick and easy to install
- Loop in-Loop out facility with red push fit terminal block for quick wiring
- White bezel (RAL 9003)
- Energy Class: A++, A+, A
- Long lifetime: 50,000 hours life at L70 (L80: 30,000 hours, L90: 15,000 hours)



PRÉSENTATION DU PRODUIT

Angle de faisceau (°)	74
Certifications	CE
Température de couleur (K)	4000
Couleur	White (RAL 9003)
IRC (Ra)	80
À variateur	Non-dim / not dimmable (switched only)
Code EAN	8711971318170
Flux lumineux (lm)	1989
Corps	Aluminium
Indice de protection IK	IK07
Indice de protection IP	IP44
Couleur de lumière	Neutral white
LOR (%)	100
Montage	Ceiling recessed
Numéro de commande	3031817
Efficacité (protection) (lm/w)	94.71
Durée de vie moyenne (nominale) (h)	50000
Technologie	LED (5 step SDCM)

Syl-lighter LED II

Syl-Lighter LED II 220 RO 21W NW

3031817

Tension (V)	220-240
Lampe incluse	Intergrated LED

TABLEAU DE DONNÉES

Données optiques

Angle de faisceau (°)	74
Température de couleur (K)	4000
IRC (Ra)	80
Type de distribution	Direct - Symmetrical
Flux lumineux (lm)	1989
Couleur de lumière	Neutral white
LOR (%)	100

Données générales

Certifications	CE
Type d'appareillage	Electronic
À variateur	Non-dim / not dimmable (switched only)
Code EAN	8711971318170
Environnement	Interior
Application générale	Hospitality,Office ,Logistics & Industry
Corps	Aluminium
Montage	Ceiling recessed
Numéro de commande	3031817

Syl-lighter LED II

Syl-Lighter LED II 220 RO 21W NW

3031817

Longue description

Syl-Lighter LED II is available in 4 different round body sizes: 165mm, 195mm, 220mm & 240mm
 Syl-Lighter LED II 165 12W delivers a 1,134 lumen output (4,000K)
 - perfect for 1x26W CFL replacement
 Syl-Lighter LED II 195 15W delivers a 1,480 lumen output (4,000K)
 - perfect for 1x32W/2x18W CFL replacement
 Syl-Lighter LED II 220 21W delivers a 1,989 lumen output (4,000K)
 - perfect for 1x42W CFL replacement
 Syl-Lighter LED II 240 25W delivers a 2,289 lumen output (4,000K)- perfect for 2x26W CFL replacement
 High efficacy up to 99lm/W (Syl-Lighter LED II 195 4,000K)
 IP44 rating allows for installation in applicable wet zone areas
 Choice of 3,000K (warm white) or 4,000K (neutral white)
 Shallow recess depth of <65mm
 Can replace existing large CFL downlights using a 225mm ceiling cut out (Syl-Lighter LED II 240)
 Energy efficient electronic gear including analogue 1-10V and DALI dimmable options
 IK07 polycarbonate diffuser allows for a wider light distribution than a reflector downlight, allowing for increased spacings between luminaires
 3 hour emergency pack available (to be ordered in addition to the luminaire)
 Ideal for applications such as corridors, public WCs and back of house areas
 Quick and easy to install
 Loop in-Loop out facility with red push fit terminal block for quick wiring
 White bezel (RAL 9003)
 Energy Class: A++, A+, A
 Long lifetime: 50,000 hours life at L70 (L80: 30,000 hours, L90: 15,000 hours)

Nom du produit	Syl-Lighter LED II 220 RO 21W NW
Durée de vie moyenne (nominale) (h)	50000
Technologie	LED (5 step SDCM)

Tender text

IP44 round LED downlight with outputs of up to 2,289lm and an efficacy of up to 99lm/W. Polycarbonate diffuser with a white bezel. Shallow recess depth (<65mm). Available in 12, 15, 21 & 25W in 165mm, 195mm, 220mm & 240mm body sizes and up to 225mm ceiling cut outs. Perfect for up to 2x26W CFL replacement. Includes loop-in loop-out facility for quick installation.

Données physiques

Couleur	White (RAL 9003)
Découpe du diamètre (mm)	205 x 205
Forme prédécoupée	Round
Finition du diffuseur	Opal
Matériau du diffuseur	Polycarbonate
Hauteur (mm)	60

Syl-lighter LED II

Syl-Lighter LED II 220 RO 21W NW

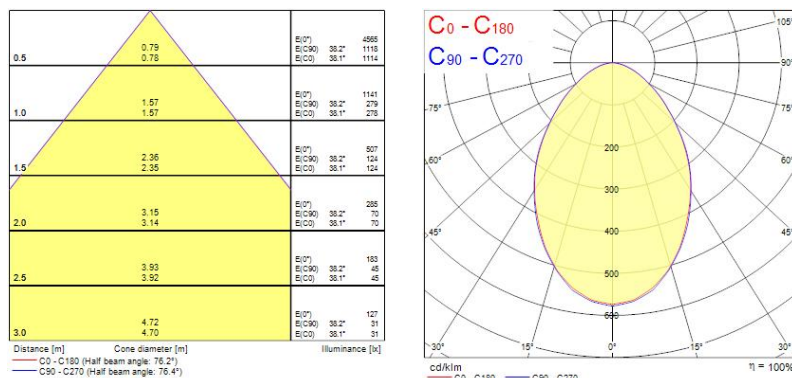
3031817

Indice de protection IK	IK07
Indice de protection IP	IP44
Lampe incluse	Yes
Longueur (mm)	220
Finition réflecteur	Diffuser
Poids (kg)	0.6
Largeur (mm)	220
Lampe incluse	Intergrated LED

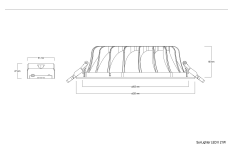
Caractéristiques électriques

Courant (mA)	450
Protection électrique	Class II
Test du fil incandescent	650
Efficacité (protection) (lm/w)	94.71
Indice de protection Ta	-10 to +40
Consommation électrique totale (W)	21
Tension (V)	220-240

PHOTOMÉTRIE




SCHÉMAS TECHNIQUES

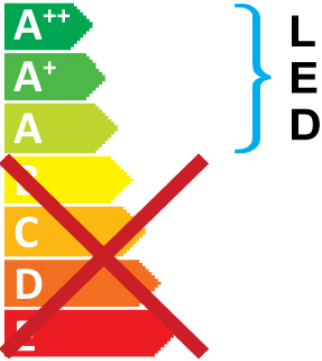


Syl-lighter LED II


Syl-Lighter LED II 220 RO 21W NW
3031817


Lumiance 3031817

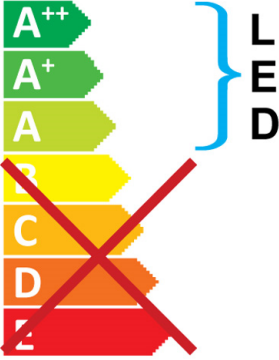
 Ce luminaire est compatible avec des ampoules des classes énergétiques:




Le luminaire est vendu avec une ampoule de la classe énergétique:

874/2012 

 Ce luminaire est compatible avec des ampoules des classes énergétiques:



Le luminaire est vendu avec une ampoule de la classe énergétique:

Lumiance 3031817 

874/2012